
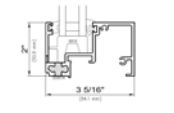
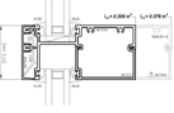
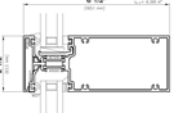


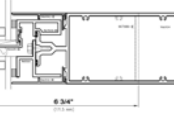
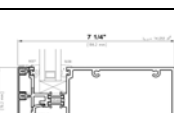





# WAUSAU PRODUCT SELECTION TABLE

Product Series	Description	System Depth	Face Width	Thermal Barrier	Protective Glazing Certified	Water Test Pressure	 <b>WAUSAU</b> <small>WINDOW AND WALL SYSTEMS</small>		
<b>CURTAINWALL and WINDOW WALL</b> (Recycled aluminum available upon request)									
<b>3250-LD</b>	<b>Light Duty</b>		<b>Economical</b> fixed window wall for low-rise buildings, short spans.	3 ¼"	2 ¾"	Poured	-	10 psf	-
<b>3250-SG</b>	<b>Structural Glazed</b>				2"				
<b>4750-RX</b>	<b>RX Wall</b>		<b>Economical high-performance</b> fixed window wall. KD, or factory glazed (unitized).	4 ¾"	2 ¼"	cPVC isolator clips	-	15 psf	Unitized wall design speeds installation, minimizes field sealing, and accepts building dynamic/seismic movements.
<b>6250-RX</b>	<b>RX Wall</b>			6 ¼"					
<b>6250i-HRX</b>	<b>Heavy RX Wall</b>		<b>High thermal performance unitized</b> window wall and curtainwall. Four-side silicone factory glazing available.	6 ½"	2 ½"	24mm polyamide	-	15 psf	Unitized wall design speeds installation, minimizes field sealing, and accepts building dynamic/seismic movements.
<b>6250-SW</b>	<b>SuperWall™</b>		An economical <b>field-glazed curtainwall</b> system. Stock lengths, KD, or factory assembled.	6 ¼"	2 ½"	10mm EPDM	<b>Blast and Hurricane</b>	15 psf	Wausau's "flagship" thermal barrier curtainwall system. Optional exterior accent covers available. Also available for cladding steel tubes.
<b>7250-SW</b>				7 ¼"	3"				
<b>8250-SW</b>				8 ¼"	2 ½"				
<b>10250-SW</b>				10 ¼"	3"				
<b>6750-SG</b>	<b>Structural Glazed</b>		<b>Four-side silicone</b> factory-glazed carrier frames, attached to a KD or factory-assembled grid.	6 ¾"	3 ¼"	Not required	-	15 psf	Optional exterior accent covers available.
<b>8750-SG</b>				8 ¾"					
<b>7250-UW</b>	<b>Unitized Wall</b>		<b>High performance unitized</b> curtainwall, with <b>thermal option</b> .	7 ¼"	3"	cPVC isolator clips	-	15 psf	Unitized wall design speeds installation, minimizes field sealing, and accepts building dynamic/seismic movements.
<b>7250i-UW</b>						19mm polyamide	-		
<b>8000-BHM</b>	<b>Blast Unitized Wall</b>		High performance unitized curtainwall <b>for blast hazard mitigation</b> .	8"	3"	cPVC isolator clips, 19 mm polyamide optional	<b>Blast</b>	15 psf	Unitized wall design speeds installation, minimizes field sealing, and accepts building dynamic/seismic movements.
<b>8250-STX</b>	<b>Stick Wall</b>		Non-thermal <b>stick system</b> , provided KD for field assembly and glazing.	7 ½"	2 ¼"	Non-thermal	-	10 psf	For use in southern California and the desert southwest.
<b>HP-Wall</b>	<b>High Performance</b>		<b>Industry-leading thermal performance</b> in a field-glazed curtainwall.	7 1/8"	2 ½"	cPVC isolator clips, 10mm EPDM, 32mm polyamide	-	15 psf	Multi-level thermal barrier, accepts triple insulating glass. Thermal performance to R-5.
<b>--</b>	<b>Sun Control</b>		Exterior <b>sun shades</b> and interior <b>light shelves</b> .	-	-	-	-	-	A variety of visually striking and energy efficient solutions for sun control.

General Notes (Curtainwall); Integral blinds can be mounted in any curtainwall system using a 1297 or 2187-DT Series SEAL window applied to interior frame members. Refer to 4250, 4250-OS and 4250i-V Series projected windows for other operable window wall options. Refer to 2250, 3250-Z, and 4250-Z Series for curtainwall and window wall insert vents.