
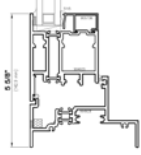
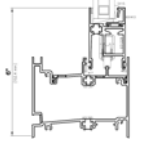


WAUSAU PRODUCT SELECTION TABLE

Product Series	Description	Frame Depth	Integral Blind Option	Thermal Barrier	Protective Glazing Certified	AAMA AW Class	 WAUSAU <small>WINDOW AND WALL SYSTEMS</small>		
TERRACE DOORS and PATIO DOORS (Recycled aluminum available upon request)									
TD-4250i	Terrace Door		In-swing and out-swing terrace doors for high rise applications. French door astragals available.	4 ½"	Yes	15mm polyamide	-	AW 60 (Single Leaf) AW 50 (French)	LCN closers provided for safety. Verona style Euro hardware. Improved access sill profiles available at nominally reduced water test pressure.
D-5100	Sliding Glass Door		High performance sliding glass doors for high rise applications.	4 ½"	Yes	Poured	-	AW 70	Attractive "palm tree" pull handles. Adjustable coated steel or stainless steel ball bearing rollers and housings.
General Notes (Terrace and Patio Doors);		Check operating forces specific to sliding glass door size and glass thickness. ADA compliance depends on installation conditions and hardware usage.						©2009 Apogee Wausau Group	